

Market Commentary

Overnight global action:

On 4th Feb 2026, US market delivered a mixed bag performance with S&P500 down by -35.08 pts (-0.51%), Dow Jones up by +260.31 pts (0.53%) and Nasdaq down by -447.38 pts (-1.77%). Gift Nifty declined by -28 pts (-0.11%) indicating Indian markets will open negatively. Advance-Decline ratio on NSE was 2149:1040 and on BSE was 2667:1535 which showed strength in the overall markets.

Index Options Data Analysis:

Sensex max call OI is at 84000 max put OI is at 83000 with PCR of 1.02
Nifty max call OI is at 25600 max put OI is at 25500 with PCR of 0.96
Bank Nifty max call OI and put OI both are at 60000 with PCR of 1.06

Securities in Ban for F&O Trade:

SAMMAANCAP

Sector Performance:

NIFTY AUTO index grew by 1.18% driven by Tube Investments of India Ltd. (+5.4%) and Exide Industries Ltd. (+4.12%)

NIFTY FMCG index grew by 0.23% driven by Emami Ltd. (+1.3%) and Patanjali Foods Ltd. (+0.88%)

NIFTY IT index declined by -5.87% driven by Infosys Ltd. (-7.3%) and Tata Consultancy Services Ltd. (-7.26%)

NIFTY METAL index grew by 1.27% driven by Lloyds Metals & Energy Ltd. (+10%) and NMDC Ltd. (+5.18%)

NIFTY OIL & GAS index grew by 2.08% driven by Oil & Natural Gas Corporation Ltd. (+3.9%) and Oil India Ltd. (+3.72%)

NIFTY PSU BANK index grew by 0.77% driven by Bank Of Maharashtra (+2.5%) and Bank Of Baroda (+1.91%)

NIFTY PRIVATE BANK index grew by 0.06% driven by Bandhan Bank Ltd. (+1.5%) and ICICI Bank Ltd. (+1.35%)

NIFTY REALTY index grew by 1.12% driven by Lodha Developers Ltd. (+2.4%) and The Phoenix Mills Ltd. (+2.36%)

NIFTY CONSUMER DURABLES index grew by 2.66% driven by Dixon Technologies (India) Ltd. (+5.9%) and PG Electroplast Ltd. (+5.2%)

NIFTY CHEMICALS Index grew by 0.69% driven by Aarti Industries Ltd. (+3.1%) and Gujarat Fluorochemicals Ltd. (+2.84%)

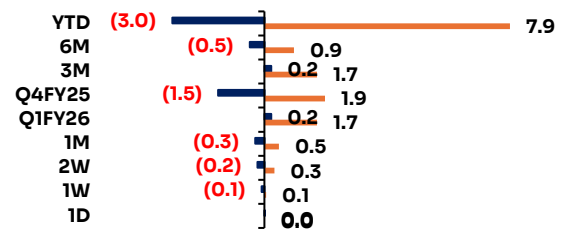
Now listen to the daily market update



Play Now

Fund Flow	Buy	Sell	Net
FII/FPI	18,453	18,423	30
DII	18,632	18,382	250

■ Net FII (in INR Lakh Cr) ■ Net DII (in INR Lakh Cr)



Indian Indices	CMP	1D	YTD	P/E x
Gift Nifty	25,837	-0.1%	-1.5%	23.4
Sensex 30	83,818	0.1%	-1.7%	21.9
Nifty 50	25,776	0.2%	-1.4%	23.4
India VIX	12	-3.6%	31.2%	
Nifty Bank	60,238	0.3%	1.1%	17.7
Nifty Next 50	69,299	0.7%	-0.1%	69.3
Nifty 500	23,535	0.4%	-1.4%	22.1
Nifty Mid 100	59,684	0.6%	-1.3%	30.7
Nifty Small 250	16,084	0.8%	-3.6%	27.1
USD/INR	90	0.1%	0.7%	
India 10Y	6.7%			
India 2Y	5.8%			
India 1Y	5.6%			
Bank Rate	5.8%			

Global Indices	CMP	1D	YTD	P/E x
S&P 500	6,883	-0.5%	0.5%	29.8
Dow Jones	49,501	0.5%	3.0%	23.9
Nasdaq 100	24,891	-1.8%	-1.4%	40.9
FTSE 100	10,402	0.9%	4.7%	16.4
CAC 40	8,262	1.0%	1.4%	24.2
DAX	24,603	-0.7%	0.5%	25.7
Nikkei 225	54,395	0.2%	8.0%	29.0
Hang Seng	26,847	0.1%	4.8%	13.0
Shanghai Comp	4,102	0.9%	3.4%	18.6
KOSPI	5,268	-1.9%	24.9%	26.1
S&P/ASX 200	8,919	-0.1%	2.3%	23.5

Stocks in the News

ADANI PORTS AND SPECIAL ECONOMIC ZONE LTD. (CMP: 1567, MARKET CAP: 361053 Cr., SECTOR: PORT)

Reported a 21% increase in consolidated net profit to ₹3,043 crore for Q3 FY26, with revenue climbing 22% to ₹9,705 crore. Following the consolidation of the North Queensland Export Terminal (NQXT), management raised its FY26 EBITDA guidance by ₹800 crore. The logistics segment now contributes over 11% to total revenue, showcasing a successful transition into an integrated transport utility. [Adani Group Official](#)

TATA POWER LTD. (CMP: 371, MARKET CAP: 118643 Cr., SECTOR: POWER)

The company reported a consolidated Net Profit (PAT) of ₹1,194 crore for Q3 FY26, while 9M FY26 PAT rose 7% YoY to ₹3,702 crore. EBITDA for the quarter grew to ₹3,913 crore, driven by a 156% PAT surge in the Renewable Energy business and record solar manufacturing output. The company achieved a milestone of 10 GW in cumulative EPC renewable projects. [Tata Power](#)

ADANI ENTERPRISES LTD. (CMP: 2229, MARKET CAP: 257175 Cr., SECTOR: TRADING)

The Adani flagship reported a consolidated net profit of ₹5,627 crore in Q3 FY26, a multifold jump from ₹58 crore in the year-ago period, primarily driven by exceptional gains from the AWL stake sale and cement mergers. Revenue grew 8.6% YoY to ₹24,819.6 crore. The stock is in focus as its incubator model continues to deliver, with the Navi Mumbai International Airport officially commencing operations this quarter. [Business Standard](#)

CAPACIT'E INFRAPROJECTS LTD. (CMP: 249, MARKET CAP: 2106 Cr., SECTOR: CONSTRUCTION - REAL ESTATE)

The company reported a 92% YoY jump in Q3 FY26 net profit to ₹22.22 crore, supported by a 67% rise in PBT. Profitability was driven by robust sales volumes in synthetic emulsion polymers and improved operational margins. The board has declared an interim dividend following these strong financial results. [HDFC Sky](#)

Sectoral Inde	CMP	1D	YTD	P/E x
Nifty Auto	27,825	1.2%	-1.3%	22.9
Nifty IT	36,346	-5.9%	-4.1%	28.4
Nifty Fin Ser	27,803	0.5%	0.7%	18.2
Nifty Pharma	22,126	-0.3%	-2.6%	36.4
Nifty Services	33,574	-0.4%	-0.3%	36.9
Nifty Cons Du	36,388	2.7%	-1.0%	49.3
Nifty PSE	10,396	1.6%	5.5%	10.9
Nifty FMCG	50,923	0.2%	-8.2%	35.1
Nifty Pvt Bank	28,929	0.1%	0.7%	10.8
Nifty PSU Banl	8,888	0.8%	4.2%	14.5
Nifty Cons	11,787	1.4%	-4.1%	41.7
Nifty Realty	824	1.1%	-6.1%	35.8
Nifty Infra	9,549	1.6%	-0.7%	22.2
Nifty Energy	36,370	2.0%	3.0%	11.5
Nifty Health	14,209	-0.1%	-3.0%	34.0
Nifty India Mfg	15,509	0.8%	0.6%	28.9
Nifty Metal	12,044	1.3%	7.9%	21.6
Nifty Oil & Gas	12,159	2.1%	-0.6%	18.6

Derivatives Position (Combined#)

Stock	% Chg O	% Chg LTP
Long		
VEDL	8.6	1.4
KEI	7.1	2.9
PGEL	5.5	3.7
SBICARD	5.3	0.1
MANAPPURAM	5.3	3.6
Short		
NAUKRI	7.3	-1.0
LTF	7.1	-0.5
KAYNES	6.8	-1.9
ICICIPRULI	6.2	-0.4
SWIGGY	6.1	-1.7
Long Unwinding		
ALKEM	-2.9	-1.8
MAXHEALTH	-1.9	-0.2
BAJAJ-AUTO	-1.8	-1.5
AUBANK	-1.7	-0.2
VBL	-1.4	-0.2
Short Unwinding		
FEDERALBNK	15.0	-1.3
BDL	8.5	-4.1
NAUKRI	7.2	-1.0
LTF	7.1	-0.5

NBCC LTD. (CMP: 104, MARKET CAP: 28166 Cr., SECTOR: ENGINEERING CONSULTANCY)

The state-owned construction major secured new work orders worth over ₹500 crore for project management consultancy. The company remains a primary beneficiary of the government's urban development push and aggressive infrastructure spending. Market participants are monitoring revenue visibility for FY27 as the order book continues to expand. [The Sunday Guardian](#)

INFOSYS LTD. (CMP: 1536, MARKET CAP: 622758 Cr., SECTOR: IT - SOFTWARE)

IT major faced its worst single-day fall since early 2025, with the Nifty IT index plunging 6% on Feb 4. Sentiment was dampened by concerns over AI-led disruption and weak software guidance from US-listed peers. Heavy profit-booking occurred as nearly ₹2 lakh crore in market value was wiped out from the IT sector. [Liquide](#)

Commodities	CMP	1D	YTD
Gold (\$)	4,995	0.9%	0.3%
Silver (\$)	87.0	3.1%	0.1%
Brent Oil (\$)	68.5	-1.4%	-0.2%
WTI Oil (\$)	64.3	-1.4%	-20.6%

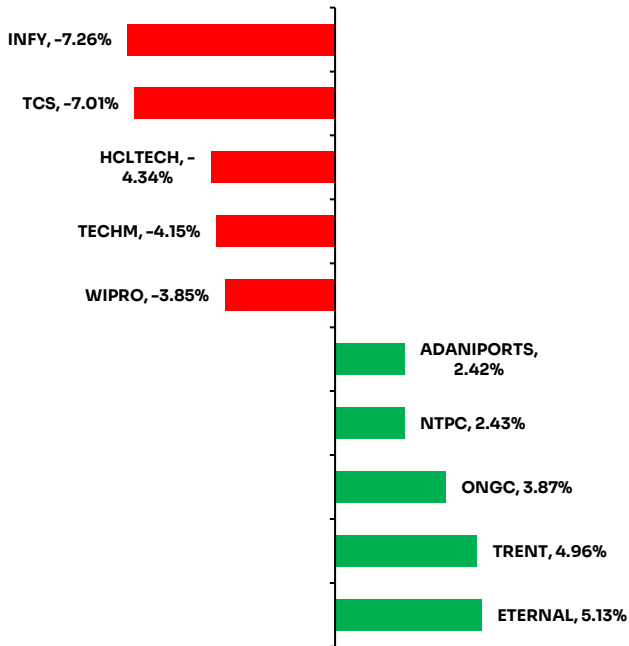
Currency	CMP	1D	YTD
USD/INR	90.4	0.1%	0.0%
EUR/INR	106.7	0.0%	0.1%
GBP/INR	123.4	0.0%	0.1%
JPY/INR	0.6	0.1%	0.1%
EUR/USD	1.2	0.0%	0.1%

Securities Lending & Borrowing Scheme (SLBS)

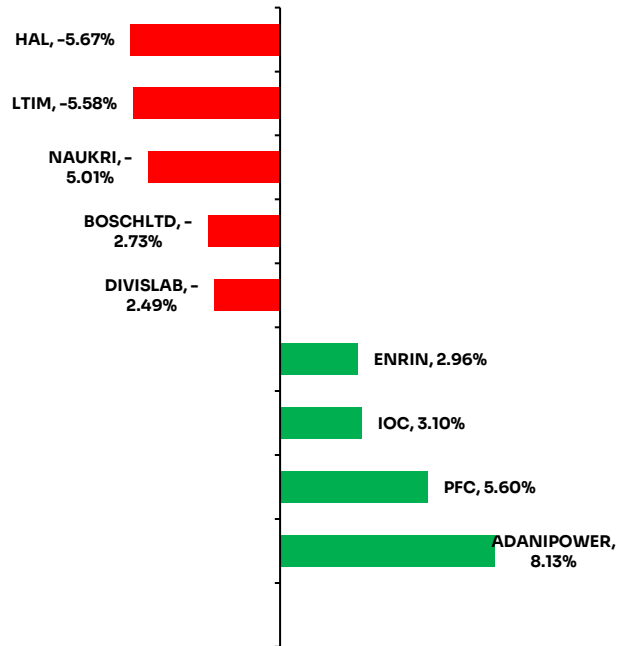
Company	Index.Lt	Fut.Ltp	Spread (%)
RVNL	321	314	2.2
TORNTPOWER	1,405	1390	1.07
PAGEIND	34435	34075	1.05
BDL	1,306	1,292	1.03
NHPC	78.79	78.01	0.99

Top Gainers and Losers

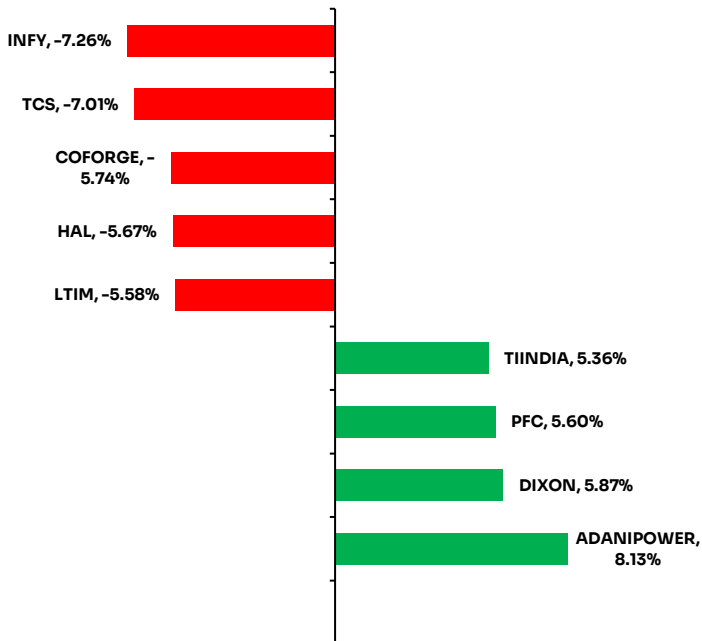
Nifty 50 index



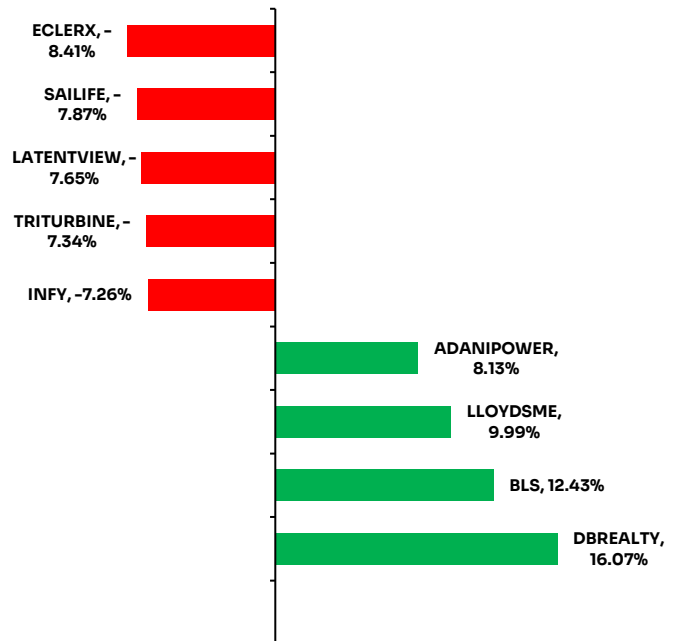
Nifty Next 50 index



Nifty 200 index



Nifty 500 index



52 Week High

Stock	LTP	New 52W high	Prev 52W high	Prev 52W high date
ADANIPTS	1,565	1,572	1,572	4-Feb-26
MOTHERSON	121	125	125	3-Feb-26
JINDALSTEL	1,152	1,171	1,171	3-Feb-26
ASHOKLEY	201	205	205	4-Feb-26
GVT&D	3,500	3,819	3,819	4-Feb-26

52 Week Low

Stock	LTP	New 52W low	Prev 52W low	Prev 52W low date
WIPRO	234	226	226	18-Jan-26
MEESHO	149	145	145	4-Feb-26
KPITTECH	980	954	954	7-Jan-26
RAINBOW	1,126	1,090	1,090	4-Feb-26
JLHL	1,227	1,213	1,213	4-Feb-26

Volume Shockers

Stock	Vol (000)	1W avg vol (000)	2W avg vol (000)	LTP (INR)
POKARNA	4,237	645	428	950
PRECOT	164	27	18	472
SFL	3,811	642	435	598
FAZE3Q	1,550	266	201	530
GTL	5,084	886	619	8
TEAMLEASE	309	54	41	1,473
ICIL	13,017	2,311	1,668	324
ESG	233	43	31	44
ITADD	307	57	47	39
THEINVEST	312	59	59	106
ELDEHSG	12	2	2	980
BALAXI	778	151	114	24
KKCL	359	70	56	481
CAMLINFINE	6,503	1,297	977	178
SUMIT	676	135	99	54
MOMGF	24	5	4	154
BLS	33,921	6,868	4,743	289
LLOYDSME	5,236	1,078	833	1,286
TARSONS	1,147	240	215	206
DEVYANI	27,046	5,725	4,791	123
MOGSEC	208	44	63	63
EUREKAFORB	1,052	223	182	500
WESTLIFE	1,158	253	230	483
WELINV	6	1	1	1,300
ITIETF	8,192	1,821	1,472	40

Bulk Deals

Security Name	Client Name	Buy / Sell	Qty (in 000)	Price (in 000)
ADVANCE	Mansukh Securities & Finance Limited	BUY	889	139.6
ADVANCE	Mansukh Securities & Finance Limited	SELL	889	135.0
APEX	Alphagrep Securities Private Limited	BUY	233	372.0
APEX	Alphagrep Securities Private Limited	SELL	233	372.1
APEX	Hrti Private Limited	SELL	769	376.8
APEX	Hrti Private Limited	BUY	782	374.5
APEX	Junomoneta Finsol Private Limited	SELL	431	376.1
APEX	Junomoneta Finsol Private Limited	BUY	432	375.8
APEX	Mathisys Advisors Llp	BUY	458	375.3
APEX	Mathisys Advisors Llp	SELL	472	375.2
APEX	Microcurves Trading Private Limited	BUY	220	376.7
APEX	Microcurves Trading Private Limited	SELL	220	376.5
APEX	Nk Securities Research Private Limited	BUY	370	377.5
APEX	Nk Securities Research Private Limited	SELL	370	377.6
APEX	Qe Securities Llp	SELL	396	375.6
APEX	Qe Securities Llp	BUY	397	375.1
ASMS	Lalitha Saha	BUY	1541	11.9
ASMS	Lalitha Saha	SELL	1899	12.0
AURIGROW	Dhruv Pradipkumar Shah	SELL	14036	0.4
FAZE3Q	D3 Stock Vision Llp	SELL	221	529.4
FAZE3Q	D3 Stock Vision Llp	BUY	225	525.4
FAZE3Q	Mansi Share And Stock Broking Private Limited	BUY	149	529.7
FAZE3Q	Mansi Share And Stock Broking Private Limited	SELL	174	529.8
GOKEX	Hrti Private Limited	SELL	467	801.1
GOKEX	Hrti Private Limited	BUY	484	801.0
GOKEX	Junomoneta Finsol Private Limited	BUY	405	806.0
GOKEX	Junomoneta Finsol Private Limited	SELL	411	807.3
GOKEX	Nk Securities Research Private Limited	BUY	448	803.3
GOKEX	Nk Securities Research Private Limited	SELL	449	803.9
GOKEX	Share India Securities Limited	BUY	446	813.9
GOKEX	Share India Securities Limited	SELL	449	814.2
GOKEX	Societe Generale	BUY	502	807.2
GTL	Ankita Vishal Shah	SELL	1277	8.3
GTL	Ankita Vishal Shah	BUY	1718	8.3
GTL	Neo Apex Venture Llp	BUY	1206	8.2
GTL	Neo Apex Venture Llp	SELL	1206	8.5
GTLINFRA	Ankita Vishal Shah	SELL	62783	1.2
GTLINFRA	Ankita Vishal Shah	BUY	142145	1.2
JTLIND	Mahevarsh Fincon Private Limited	BUY	100	68.5
JTLIND	Mahevarsh Fincon Private Limited	SELL	2100	71.2
KITEX	Nk Securities Research Private Limited	SELL	1491	221.8
KITEX	Nk Securities Research Private Limited	BUY	1491	221.6
MAGSON	Krishnam Enterprise Llp Llp	SELL	66	136.0
MAGSON	Rising Corporation Llp	BUY	138	137.4
MALLCOM	Gee Bee Securities Private Limited	SELL	12	1,199.7
MALLCOM	Gee Bee Securities Private Limited	BUY	50	1,170.0

MALLCOM	Jay Kumar Daga	SELL	50	1,170.0
MARKOLINES	Vistaar Trading Service Private Limited	BUY	117	150.3
MARKOLINES	Vistaar Trading Service Private Limited	SELL	118	150.0
MPEL	Gohil Sarvesh Atulkumar	BUY	59	60.0
MPEL	Padamsee Desai Gala	SELL	40	61.0
MPEL	Pooja Ankit Gala	SELL	93	60.3
MPEL	Shushilaben Atulbhai Gohil	BUY	56	61.0
ONELIFECAP	Dilip Ramanlal Doshi	BUY	100	14.5
ONELIFECAP	Patel Aditya Gaurangbhai	SELL	70	14.5
POKARNA	Nk Securities Research Private Limited	BUY	260	966.4
POKARNA	Nk Securities Research Private Limited	SELL	260	967.2
PRECOT	Anant Jain	BUY	70	470.6
RATNAVEER	Arihant Capital Markets Limited	SELL	99	159.2
RATNAVEER	Arihant Capital Markets Limited	BUY	330	158.9
SHIVASHRIT	Ab Investo	SELL	171	111.1
SHIVASHRIT	Altizen Ventures Llp	BUY	100	111.0
SHIVASHRIT	Altizen Ventures Llp	SELL	100	128.3
SILGO	Goldendunes Builders And Developers Private Limited	BUY	273	73.3
SONUINFRA	Krishan Kumar Sharma	BUY	75	77.2
SONUINFRA	Vijaya Sharma	SELL	63	77.5
TIJARIA	Gopani Kiritkumar Amrutlal	BUY	245	5.1
VICTORYEV	Vbcube Ventures Fund	SELL	228	21.3
VICTORYEV	Vbcube Ventures Fund Ii	SELL	273	21.3
VICTORYEV	Wealth 4 U Hospitality Consultancy Private Limited	BUY	501	21.3
VINEETLAB	Multiplier Share & Stock Advisors Private Limited	SELL	50	32.8

Block Deals

Security Name	Client Name	Buy / Sell	Qty (in 000)	Price (in 000)
BAJAJHLDNG	CYRUS SOLI POONAWALLA	SELL	93	11,025.0
BAJAJHLDNG	SERUM INSTITUTE OF INDIA PRIVATE LIMITED	BUY	93	11,025.0

Insider Trading

Company Name	Person Name	Person Category	Buy / Sell	Shareholding prior to transaction	Shareholding post transaction	Trade Price
CAMPUS	Rahul Guha	-	Buy	0.12	0.12	416.6
THYROCARE	Brijesh Kumar	-	Buy	0.00	0.00	392.2
THYROCARE	Brijesh Kumar	-	Buy	0.00	0.00	417.1
THYROCARE	Priyanka Jagnani Jain	-	Buy	0.00	0.00	390.0
TREEHOUSE	Abhishek Bhatia	Promoter Group	Buy	3.09	3.10	7.8
JSL	JSL OVERSEAS HOLDINGS LTD	Promoter Group	Buy	16.31	16.32	787.6
JSWENERGY	JSW Energy Employees	Other	Sell	0.06	0.06	NA
JSWENERGY	JSW Energy Employees	Other	Sell	0.06	0.06	450.3
JSWENERGY	JSW Energy Employees	Other	Sell	0.00	0.00	52.0
TREEHOUSE	Abhishek Bhatia	Promoter Group	Buy	3.00	3.09	7.6
TREEHOUSE	Abhishek Bhatia	Promoter Group	Buy	3.00	3.09	7.6
AEGISVOPAK	SUDHIR OMPRAKASH MEHTA	-	Buy	0.41	0.41	223.6
GANDHAR	Gandhar Coals & Mines Ltd	-	Buy	1.55	1.59	150.2
CAMPUS	Uplaksh Tewary	-	Buy	0.00	0.00	82.1
CAMPUS	Gaurav Sharma	-	Buy	0.00	0.01	197.2
CAMPUS	Gaurav Sharma	-	Buy	0.00	0.00	197.2
CAMPUS	Sanjay Chhabra	Key Managerial Personnel	Buy	0.00	0.01	197.2
HOMESFY	Ashish Kukreja	Promoters	Buy	48.13	48.14	162.0
SRIVASAVI	Anil Kumara Dasa Nagar	Promoters	Buy	52.41	52.47	44.1
BLBLIMITED	Brij Rattan Bagri	Promoters	Buy	42.01	42.17	14.0
RILINFRA	JAYDEEP GIRISHBHAI RAO	Promoter Group	Buy	8.32	8.34	33.1
RILINFRA	GIRISHKUMAR OCHCHI	Promoters	Buy	32.17	32.19	32.9
ARKADE	Arpit V Jain	Director	Buy	5.53	5.53	122.4
PREMIERPOL	D L MILLAR & CO LTD	Promoter Group	Buy	13.29	13.32	49.3

Event Calendar – Corporate Action (Financial Results/ Dividend/other business matters)

Company	Purpose
21st Century Management Services I	Financial Results
Aavas Financiers Limited	Financial Results
Aditya Birla Fashion and Retail Limited	Financial Results
Allcargo Logistics Limited	Financial Results
The Andhra Sugars Limited	Financial Results
Anthem Biosciences Limited	Financial Results
Alembic Pharmaceuticals Limited	Financial Results
Ashapura Minechem Limited	Financial Results/Other
Astral Limited	Financial Results
Atal Realtech Limited	Financial Results
Avadh Sugar & Energy Limited	Financial Results
Bajel Projects Limited	Financial Results
Berger Paints (I) Limited	Financial Results
Bharti Airtel Limited	Financial Results
Bharti Hexacom Limited	Financial Results
BLACKBUCK LIMITED	Financial Results
BLS E-Services Limited	Financial Results/Divide
Borosil Limited	Financial Results
Caplin Point Laboratories Limited	Financial Results
Celebrity Fashions Limited	Financial Results
Cemindia Projects Limited	Financial Results
CL Educate Limited	Financial Results/Fund F
Creative Newtech Limited	Financial Results
Commercial Syn Bags Limited	Financial Results/Other
Dalmia Bharat Sugar and Industries Limited	Financial Results/Divide
Data Patterns (India) Limited	Financial Results
Deep Industries Limited	Financial Results
Dhanuka Agritech Limited	Financial Results
Digjam Limited	Financial Results
D-Link (India) Limited	Financial Results/Other
Dredging Corporation of India Limited	Financial Results
Dredging Corporation of India Limited	Other business matters
GNG Electronics Limited	Financial Results/Other
Eveready Industries India Limited	Financial Results
Eveready Industries India Limited	Other business matters
FDC Limited	Financial Results/Other
FDC Limited	Financial Results/Divide
Gala Precision Engineering Limited	Financial Results
Godrej Properties Limited	Financial Results
Gokul Agro Resources Limited	Financial Results/Other

Company	Purpose
Gujarat Themis Biosyn Limited	Financial Results
Harsha Engineers International Limited	Financial Results
Healthcare Global Enterprises Limited	Financial Results/Other business matters
Hero MotoCorp Limited	Financial Results
Hero MotoCorp Limited	Dividend
Hexa Tradex Limited	Financial Results
Hindustan Copper Limited	Financial Results/Dividend
HPL Electric & Power Limited	Financial Results
IL&FS Engineering and Construction	Financial Results/Other business matters
Imagicaaworld Entertainment Limited	Financial Results
Indian Metals & Ferro Alloys Limited	Financial Results
INCREDIBLE INDUSTRIES LIMITED	Financial Results
Indian Terrain Fashions Limited	Financial Results/Other business matters
Indian Oil Corporation Limited	Financial Results
JB Chemicals & Pharmaceuticals Limited	Dividend
J.Kumar Infraprojects Limited	Financial Results
JM Financial Limited	Financial Results
Kaynes Technology India Limited	Financial Results
Kirloskar Brothers Limited	Financial Results
KNR Constructions Limited	Financial Results
Kolte - Patil Developers Limited	Financial Results/Other business matters
Kothari Petrochemicals Limited	Financial Results
Kriti Industries (India) Limited	Financial Results
Kritika Wires Limited	Financial Results/Other business matters
Kriti Nutrients Limited	Financial Results
Krsnaa Diagnostics Limited	Financial Results
Knowledge Realty Trust	Financial Results/Dividend
Life Insurance Corporation Of India	Financial Results
Maral Overseas Limited	Financial Results
Marksans Pharma Limited	Financial Results
Max Healthcare Institute Limited	Financial Results
Mazagon Dock Shipbuilders Limited	Financial Results/Dividend
Megastar Foods Limited	Financial Results
Minda Corporation Limited	Financial Results/Dividend
The Motor & General Finance Limited	Other business matters
NAVA LIMITED	Financial Results
NCC Limited	Financial Results
NRB Industrial Bearings Limited	Financial Results
Nilkamal Limited	Financial Results
FSN E-Commerce Ventures Limited	Financial Results
OnMobile Global Limited	Financial Results
Page Industries Limited	Financial Results
Peninsula Land Limited	Financial Results
Power Finance Corporation Limited	Dividend
Power Finance Corporation Limited	Financial Results
Pitti Engineering Limited	Financial Results
PB Fintech Limited	Fund Raising
Hitachi Energy India Limited	Financial Results

Company	Purpose
PVR INOX Limited	Financial Results/Other business matters
Physicswallah Limited	Financial Results
Shree Renuka Sugars Limited	Financial Results
Repco Home Finance Limited	Financial Results/Dividend
Rishabh Instruments Limited	Financial Results
Rail Vikas Nigam Limited	Dividend
Rail Vikas Nigam Limited	Financial Results
Sab Events & Governance Now Medi	Financial Results
Sai Life Sciences Limited	Financial Results
Sakar Healthcare Limited	Financial Results/Other business matters
The Sandesh Limited	Financial Results/Other business matters
SBC Exports Limited	Financial Results
Shivalik Bimetal Controls Limited	Financial Results/Dividend/Other business matters
Semac Construction Limited	Financial Results
Standard Engineering Technology Li	Financial Results/Other business matters
Shiva Mills Limited	Financial Results
Shiva Texyarn Limited	Financial Results
Shreeji Shipping Global Limited	Financial Results/Other business matters
Shrem Invit	Financial Results/Dividend
Silly Monks Entertainment Limited	Financial Results/Other business matters
SKF India Limited	Financial Results
Shree Ram Proteins Limited	Financial Results/Fund Raising/Other business matters
Shree Ram Proteins Limited	Other business matters
Stallion India Fluorochemicals Limit	Fund Raising
Starteck Finance Limited	Financial Results/Other business matters
Suraksha Diagnostic Limited	Financial Results
Suzlon Energy Limited	Financial Results
Tarmat Limited	Financial Results
Tembo Global Industries Limited	Financial Results
Thomas Cook (India) Limited	Financial Results/Other business matters
Tata Motors Passenger Vehicles Limi	Financial Results
Total Transport Systems Limited	Financial Results
Tracxn Technologies Limited	Financial Results/Other business matters
Updater Services Limited	Financial Results
Unichem Laboratories Limited	Financial Results
Univa Foods Limited	Financial Results
UNO Minda Limited	Financial Results/Dividend
Varroc Engineering Limited	Financial Results/Other business matters
Venus Pipes & Tubes Limited	Financial Results
Vidya Wires Limited	Financial Results/Other business matters
Vikas EcoTech Limited	Financial Results/Other business matters
Viyash Scientific Limited	Financial Results
Voltamp Transformers Limited	Financial Results
VRL Logistics Limited	Financial Results/Dividend
VA Tech Wabag Limited	Financial Results
Wanbury Limited	Financial Results
Windlas Biotech Limited	Financial Results
The Western India Plywoods Limited	Financial Results

Company	Purpose
Xchanging Solutions Limited	Financial Results
Yatharth Hospital & Trauma Care Ser	Financial Results

Nifty & Bank Spot – Pivot Levels 05/02/2026

	Closing	Support			Resistance		
		1	2	3	1	2	3
Nifty	25776	25620.45	25464.9	25365.85	25875.05	25974.1	26129.65
Bank Nifty	60238.15	59956.3	59674.45	59457.9	60454.7	60671.25	60953.1

Rain Industries Ltd – Technical Stock Call – 05/02/2026

Technical Stock Call	Action	Reco	Target	Support	SL
Rain Industries Ltd	BUY	171.54	245	(165-158)-(151-144)	135



View- Medium Term Bullish

The stock commenced its downtrend from 168.50 (AUG 25).

Forming Lower Tops, the stock traded below the averages & made a low of 99.90 DEC 25.

The stock attracted buying interest & commenced its up move & reached a high of 155.30 (JAN 26) but could not cross the previous high of 168.50 & later, gave a valid correction making a low of 130 (JAN 26).

Again the stock commenced its up move taking support on trendline & after forming higher bottoms at 150.61 (JAN 26) recently, the stock has given a **Ascending Triangle Breakout** supported by volume reaching a high of 172.94 (FEB 26), which is higher than the previous swing highs of 169.63 & 168.50 (JAN 26 & AUG 25).

Stochastic RSI, PVT & Williams %R indicators suggest Positive uptrend.

Probability of Further Up Move is very high.

Target of **245** is expected with lower support levels at **(165-158)-(151-144)** in case of intermediate fall.
A stop loss at **135** is to be followed for the trade.

All the calls/opinions are subject to Disclosures and Disclaimer

<http://goo.gl/8bCMyQ>

CCL Products (India) Ltd – Technical Stock Call – 05/02/2026

Technical Stock Call	Action	Reco	Target	Support	SL
CCL Products (India) Ltd	BUY	1014.95	1270	(998-970)-952-(935-918)	890



View- Medium Term Bullish

The primary move in the stock commenced from 822 (OCT 25). Stock started trading above averages forming Up Gaps & extended the up move to a high of 1074.40 (NOV 25).

Lower Tops were formed, profit booking followed & the stock made a low of 904 (JAN 26).

In January month, Buying emerged & the stock commenced its up move again reaching a high of 998, but faced resistance in that area & minor correction followed making a low of 910.

The stock traded in a consolidation phase between 910 – 990 (JAN 26_FEB 26).

Recently, the stock has given a **Symmetrical Triangle Breakout** supported by volumes reaching a high of 1023.35 (FEB 26), which is higher than the previous swing of 998 (JAN 26) & confirms strength in the current uptrend.

Indicators like Stoch RSI, Williams %R & MACD suggests positive crossover.

The 200 SMA is in rising mode.

Target of **1270** is expected with lower support levels at **(998-970)-952-(935-918)** in case of intermediate fall.
A stop loss at **890** is to be followed for the trade.

All the calls/opinions are subject to Disclosures and Disclaimer <http://goo.gl/8bCMyQ>

Global Macro Events (5th Feb 2026)		
Event	Previous	Forecasted
India		
RBI Market Borrowing Auctions	55.00	56.80
United States		
Fed Cook Speech		
Challenger Job Cuts JAN	35.553K	43.0K
Initial Jobless Claims JAN/31	209K	214.0K
Continuing Jobless Claims JAN/24	1827K	1825.0K
Jobless Claims 4-week Average JAN/31	206.25K	210.0K
JOLTs Job Openings DEC	7.146M	7.0M
JOLTs Job Quits DEC	3.161M	3.15M
EIA Natural Gas Stocks Change JAN/30	-242Bcf	
Fed Bostic Speech		
4-Week Bill Auction	0.04	
8-Week Bill Auction	0.04	
15-Year Mortgage Rate FEB/05	0.05	
30-Year Mortgage Rate FEB/05	0.06	
Japan		
Foreign Bond Investment JAN/31	¥190.4B ®	
Stock Investment by Foreigners JAN/31	¥329.5B ®	
China		
Great Britain		
New Car Sales YoY JAN	0.04	0.02
S&P Global Construction PMI JAN	40.10	42.50
BoE Interest Rate Decision	0.04	0.04
MPC Meeting Minutes		
DMP 1Y CPI Expectations JAN	0.03	
DMP 3M Output Price Expectations JAN	0.04	
Germany		
Factory Orders MoM DEC	0.06	-0.04
HCOB Construction PMI JAN	50.30	50.50

News**## STOCK SPECIFIC NEWS**

Eternal (Zomato Parent) Shares rose 5% to settle at ₹293.50 after Jefferies replaced Godrej Consumer Products with Eternal in its India model portfolio. The move reflects institutional confidence in the company's quick commerce (Blinkit) scaling and sustained food delivery margins. Technical indicators show the stock maintaining a positive trend for the second consecutive session. [Economic Times](#)

Apcotex Industries The company reported a 92% YoY jump in Q3 FY26 net profit to ₹22.22 crore, supported by a 67% rise in PBT. Profitability was driven by robust sales volumes in synthetic emulsion polymers and improved operational margins. The board has declared an interim dividend following these strong financial results. [HDFC Sky](#)

Adani Enterprises The flagship entity surged 10.38% as markets reacted to strategic asset evaluations and progress in debt restructuring. The India-US trade deal is expected to create project opportunities in the high-growth aerospace and energy sectors. The stock remains in the spotlight for its potential to leverage deeper bilateral ties for strategic expansion. [Upstox](#)

Bajaj Finance The NBFC major is bracing for volatility as it navigates Q3 asset quality assessments and loan growth projections. Institutional rebalancing is expected in the sector following strategic announcements regarding liquidity ratios. The stock is a key focus for investors tracking the credit growth cycle post-Union Budget 2026. [The Sunday Guardian](#)

Valor Estate Shares surged 14% to ₹125.30 amid a broad-based rally in the real estate sector. This marked the second consecutive day of double-digit gains for the developer. Positive sentiment in the realty index is being driven by improved demand outlooks following the Union Budget and ahead of the RBI policy meeting. [Economic Times](#)

Emcure Pharmaceuticals The pharmaceutical firm reported a 48% YoY jump in net profit for the December quarter. Shares rose nearly 2% in immediate response to the robust earnings, with investors cheering the margin expansion. The company continues to show strength in its core therapeutic segments. [Upstox](#)

HCL Technologies The stock fell 4.5% as part of a broader IT sector rout on February 4. Investors expressed concerns over slowing outsourcing demand and the potential impact of global economic shifts on discretionary tech spending. The stock faced heavy selling pressure ahead of earnings reports from major US technology firms. [Lemonn](#)

Bharat Coking Coal Share prices plummeted 7% after the company reported a loss of ₹22.8 crore for the recent reporting period. The negative earnings surprise led to immediate technical breakdowns on the charts. Investors are closely monitoring operational inefficiencies and cost headwinds affecting the state-owned miner. [Upstox](#)

Sheela Foam The stock surged 20% after the company reported that its December quarter profit more than doubled YoY. The surge was further supported by recent institutional stake changes and the company's demonstrated pricing power in the mattresses segment. Market participants view the result as a significant turnaround in operational performance. [Upstox](#)

Varun Beverages (VBL) VBL is under scrutiny for its volume growth in non-carbonated segments and the impact of recent global acquisitions on its debt-to-equity ratio. Analysts are looking for cues on international territory growth as the company scales its distribution footprint. The stock remains a high-beta play in the FMCG/discretionary space. [The Sunday Guardian](#)

Power Grid Corporation The stock served as a defensive cushion during the IT-led market volatility, ending among the gainers on February 4. The company's stable dividend yield and long-term transmission contracts remain attractive to institutional investors. Continued government focus on grid infrastructure in the Budget 2026 provides a steady tailwind. [Economic Times](#)

Hindustan Copper The board is scheduled to meet on February 5 to approve Q3 results and consider an interim dividend payout. Analysts expect continued robust earnings growth supported by higher LME copper prices. Investor focus remains on production volumes and capital expenditure plans for mine expansion. [PSU Connect](#)

Power Finance Corporation (PFC) The board is expected to consider a third interim dividend for FY26 during its meeting on February 5. Net profit growth is projected at 5–7% YoY, with a focus on maintainable payout ratios. The stock's performance is closely tied to its role in financing India's aggressive renewable energy transition. [PSU Connect](#)

Indian Oil Corporation (IOCL) IOCL is scheduled to announce its Q3 FY26 results on February 5, with expected PAT between ₹2,280–2,370 crore. Markets will focus on Gross Refining Margins (GRMs) and potential inventory gains amidst stable global crude prices. Operational efficiency and marketing margins remain critical drivers for the stock. [PSU Connect](#)

LIC of India The insurance behemoth is set to report Q3 results on February 5, with analysts projecting a 16% YoY growth in PAT to approximately ₹12,770 crore. While APE growth is expected to be strong at 22%, investors are cautious about potential VNB margin compression to 18.5%. The company's ability to grow its non-par portfolio remains a key metric. [PSU Connect](#)

##CORPORATE ANNOUNCEMENTS

Astra Microwave Products / Q3 Board Meeting The company notified the exchanges on February 4 that its board will meet on February 12, 2026, to approve unaudited financial results. A trading window closure is in effect until February 14 for all designated persons.

[Official Filing](#)

Apcotex Industries / Interim Dividend Declaration Following its board approval, the company fixed February 4, 2026, as the record date for an interim dividend of ₹2.50 per share (125% of face value). The payout follows a significant 92% YoY jump in quarterly net profit.

[Official Filing](#)

Tata Power / Q3 FY26 Results & Press Release The company filed its detailed Q3 financial performance report on February 4, 2026, highlighting a 156% PAT growth in its renewable business. The filing outlines the successful execution of 1.3 GW of renewable projects within the single quarter.

[Official Filing](#)

SEBI / Revision of Order-to-Trade Ratio (OTR) On February 4, 2026, the market regulator issued a circular regarding the revision of the Order-to-Trade Ratio framework. The move is aimed at enhancing market integrity and managing high-frequency trading volumes on the exchanges.

[Official Filing](#)

SEBI / Corporate Bond Outreach Program The Chairman of SEBI inaugurated a PAN India Bond Issuer Outreach Program on February 4, 2026. The initiative is designed to deepen the domestic corporate bond market and encourage more issuers to tap the debt route.

[Official Filing](#)

##MACRO / NON-STOCK NEWS

RBI Monetary Policy Committee Deliberations The RBI's six-member MPC, led by Governor Sanjay Malhotra, commenced its three-day deliberations on February 4, 2026. Markets are divided on whether the central bank will pause or opt for a final rate cut following the India-US trade deal. High-frequency indicators suggest growth remains intact, while inflation has stayed within the comfort zone. [Times of India](#) | [ICICI Direct](#)

India-US Trade Deal Impact Commerce Minister Piyush Goyal confirmed on February 4 that the trade deal with the US excludes sensitive agricultural and dairy items. The agreement, signed by PM Modi and Donald Trump, reduces reciprocal tariffs to 18%, providing a massive boost to the "Made in India" initiative. This deal has removed a significant macro overhang for the export sector. [The Hindu](#) | [Good Returns](#)

Union Budget 2026 Fiscal Targets The government has committed to a fiscal deficit of 4.4% of GDP for FY2026–27, emphasizing long-term macroeconomic stability. The budget includes a ₹5,000 crore increase for rooftop solar deployment via the PM Surya Ghar Yojana. However, analysts note fragmented support for electric vehicle infrastructure and energy storage. [IEEFA](#) | [Economic Times](#)

Nifty IT Index Record Fall The Nifty IT index experienced its worst single-day decline since March 2020 on February 4, plunging nearly 7%. The sell-off was triggered by a global tech rout and fears of slowing outsourcing demand in a high-interest environment. This sectoral weakness offset broader market gains from the India-US trade agreement. [Economic Times](#) | [Liquide](#)

Foreign Institutional Investor (FII) Activity FIIs turned net buyers for a second consecutive session on February 4, injecting ₹5,236 crore into the cash market. This marks a sharp reversal from heavy selling in January 2026, which saw outflows of over ₹38,000 crore. The shift in sentiment is attributed to the removal of trade tariff uncertainties. [ICICI Direct](#) | [Upstox](#)

Nifty 50 Technical Levels The Nifty 50 index held above the 25,750 mark on February 4, forming a bullish candle with a long lower shadow. Technical charts suggest immediate resistance at 25,850 and strong support at 25,600. Derivatives positioning indicates a cautious bias as traders await the RBI's policy outcome on Friday. [Liquide](#) | [Lemonn](#)

EU-India Trade Agreement (Mother of All Agreements) The recently signed EU-India agreement aims to deregulate 144 sub-sectors and provide easier access for Indian IT and consulting services in Europe. Tariffs in key segments previously ranging from 4% to 26% are set to be slashed. This deal also includes a "facilitated mobility" section for Indian employees moving to European branches. [XTB](#)

Market Breadth and Sentiment Broader markets outperformed benchmarks on February 4, with the Nifty Smallcap 100 gaining 1.22%. Advancing stocks numbered 2,712 against 1,490 decliners on the BSE, indicating healthy retail and mid-cap participation. Sectoral rotation was evident as investors shifted from IT to Auto, Realty, and Consumer Durables. [Economic Times](#) | [Lemonn](#)

Disclosures and Disclaimer

Ventura Securities Limited (VSL) is a SEBI registered intermediary offering broking, depository and portfolio management services to clients. VSL is member of BSE, NSE and MCX-SX. VSL is a depository participant of NSDL. VSL states that no disciplinary action whatsoever has been taken by SEBI against it in last five years except administrative warning issued in connection with technical and venial lapses observed while inspection of books of accounts and records. Ventura Commodities Limited, Ventura Guaranty Limited, Ventura Insurance Brokers Limited and Ventura Allied Services Private Limited are associates of VSL. Research Analyst (RA) involved in the preparation of this research report and VSL disclose that neither RA nor VSL nor its associates (i) have any financial interest in the company which is the subject matter of this research report (ii) holds ownership of one percent or more in the securities of subject company (iii) have any material conflict of interest at the time of publication of this research report (iv) have received any compensation from the subject company in the past twelve months (v) have managed or co-managed public offering of securities for the subject company in past twelve months (vi) have received any compensation for investment banking merchant banking or brokerage services from the subject company in the past twelve months (vii) have received any compensation for product or services from the subject company in the past twelve months (viii) have received any compensation or other benefits from the subject company or third party in connection with the research report. RA involved in the preparation of this research report discloses that he / she has not served as an officer, director or employee of the subject company. RA involved in the preparation of this research report and VSL discloses that they have not been engaged in the market making activity for the subject company. Our sales people, dealers, traders and other professionals may provide oral or written market commentary or trading strategies to our clients that reflect opinions that are contrary to the opinions expressed herein. We may have earlier issued or may issue in future reports on the companies covered herein with recommendations/ information inconsistent or different those made in this report. In reviewing this document, you should be aware that any or all of the foregoing, among other things, may give rise to or potential conflicts of interest. We may rely on information barriers, such as "Chinese Walls" to control the flow of information contained in one or more areas within us, or other areas, units, groups or affiliates of VSL. This report is for information purposes only and this document/material should not be construed as an offer to sell or the solicitation of an offer to buy, purchase or subscribe to any securities, and neither this document nor anything contained herein shall form the basis of or be relied upon in connection with any contract or commitment whatsoever. This document does not solicit any action based on the material contained herein. It is for the general information of the clients / prospective clients of VSL. VSL will not treat recipients as clients by virtue of their receiving this report. It does not constitute a personal recommendation or take into account the particular investment objectives, financial situations, or needs of clients / prospective clients. Similarly, this document does not have regard to the specific investment objectives, financial situation/circumstances and the particular needs of any specific person who may receive this document. The securities discussed in this report may not be suitable for all investors. The appropriateness of a particular investment or strategy will depend on an investor's individual circumstances and objectives. Persons who may receive this document should consider and independently evaluate whether it is suitable for his/ her/their particular circumstances and, if necessary, seek professional/financial advice. And such person shall be responsible for conducting his/her/their own investigation and analysis of the information contained or referred to in this document and of evaluating the merits and risks involved in the securities forming the subject matter of this document. The projections and forecasts described in this report were based upon a number of estimates and assumptions and are inherently subject to significant uncertainties and contingencies. Projections and forecasts are necessarily speculative in nature, and it can be expected that one or more of the estimates on which the projections and forecasts were based will not materialize or will vary significantly from actual results, and such variances will likely increase over time. All projections and forecasts described in this report have been prepared solely by the authors of this report independently of the Company. These projections and forecasts were not prepared with a view toward compliance with published guidelines or generally accepted accounting principles. No independent accountants have expressed an opinion or any other form of assurance on these projections or forecasts. You should not regard the inclusion of the projections and forecasts described herein as a representation or warranty by VSL, its associates, the authors of this report or any other person that these projections or forecasts or their underlying assumptions will be achieved. For these reasons, you should only consider the projections and forecasts described in this report after carefully evaluating all of the information in this report, including the assumptions underlying such projections and forecasts. The price and value of the investments referred to in this document/material and the income from them may go down as well as up, and investors may realize losses on any investments. Past performance is not a guide for future performance. Future returns are not guaranteed and a loss of original capital may occur. Actual results may differ materially from those set forth in projections. Forward-looking statements are not predictions and may be subject to change without notice. We do not provide tax advice to our clients, and all investors are strongly advised to consult regarding any potential investment. VSL, the RA involved in the preparation of this research report and its associates accept no liabilities for any loss or damage of any kind arising out of the use of this report. This report/document has been prepared by VSL, based upon information available to the public and sources, believed to be reliable. No representation or warranty, express or implied is made that it is accurate or complete. VSL has reviewed the report and, in so far as it includes current or historical information, it is believed to be reliable, although its accuracy and completeness cannot be guaranteed. The opinions expressed in this document/material are subject to change without notice and have no obligation to tell you when opinions or information in this report change. This report or recommendations or information contained herein do/does not constitute or purport to constitute investment advice in publicly accessible media and should not be reproduced, transmitted or published by the recipient. The report is for the use and consumption of the recipient only. This publication may not be distributed to the public used by the public media without the express written consent of VSL. This report or any portion hereof may not be printed, sold or distributed without the written consent of VSL. This document does not constitute an offer or invitation to subscribe for or purchase or deal in any securities and neither this document nor anything contained herein shall form the basis of any contract or commitment whatsoever. This document is strictly confidential and is being furnished to you solely for your information, may not be distributed to the press or other media and may not be reproduced or redistributed to any other person. The opinions and projections expressed herein are entirely those of the author and are given as part of the normal research activity of VSL and are given as of this date and are subject to change without notice. Any opinion estimate or projection herein constitutes a view as of the date of this report and there can be no assurance that future results or events will be consistent with any such opinions, estimate or projection. This document has not been prepared by or in conjunction with or on behalf of or at the instigation of, or by arrangement with the company or any of its directors or any other person. Information in this document must not be relied upon as having been authorized or approved by the company or its directors or any other person. Any opinions and projections contained herein are entirely those of the authors. None of the company or its directors or any other person accepts any liability whatsoever for any loss arising from any use of this document or its contents or otherwise arising in connection therewith. The information contained herein is not intended for publication or distribution or circulation in any manner whatsoever and any unauthorized reading, dissemination, distribution or copying of this communication is prohibited unless otherwise expressly authorized. Please ensure that you have read "Risk Disclosure Document for Capital Market and Derivatives Segments" as prescribed by Securities and Exchange Board of India before investing in Securities Market.

Ventura Securities Limited - SEBI Registration No.: INH000001634*Corporate Office: I-Think Techno Campus, 8th Floor, 'B' Wing, Off Pokhran Road No 2, Eastern Express Highway, Thane (W) – 400608*